

# YASKAWA

# GA500

AC MICRODRIVE FOR INDUSTRIAL APPLICATIONS

IT'S PERSONAL



GA500 AC DRIVE

# EASILY HANDLE ANY APPLICATION.

effortless integration  
safe intuitive  
easy COMPLICATED  
rugged powerful  
SIMPLE flexible  
quality sustainable



240 VAC, Single-Phase: 1/6 – 5 HP  
240 VAC, Three-Phase: 1/6 – 30 HP  
480 VAC, Three-Phase: 1/2 – 40 HP

This microdrive is engineered to help you easily handle nearly any application. Sustainability, flexibility and ease of use are all designed into the drive, helping you make complicated tasks simple.

Offering intuitive interaction and world-class quality, the GA500 is the drive you can count on for constant, high quality performance.

Make your day easier and leave more time for other tasks by trusting the GA500 from Yaskawa.



## TIME & COST SAVINGS

- Operates any motor on any network
- DriveWorksEZ® improves customization by eliminating a PLC and simplified wiring
- Integrated braking transistor
- Integrated EMC filter (optional)
- Integrated 24 VDC power supply supports use of external sensors without extra power supply

## EASY MACHINE DESIGN

- Wide power and voltage range
- Coated PCBs for use in harsh environments
- Speed search
- Stall prevention and torque limit
- Meets global standards (UL, cUL, CE, TUV, RCM)
- Supports all major networks

## EASY INSTALLATION & SYSTEM INTEGRATION

- Embedded functional safety (STO: SIL3, PLe)
- Embedded Modbus RTU
- Up to 5 drives with 1 network option card
- Side-by-side mounting
- Bottom cable entries, cage clamp terminals
- DIN rail mounting adapter
- DriveWizard® Mobile app for easy and convenient setup
- Optional LCD operator

## EASY TO USE & MAINTAIN

- Reduce setup time with an intuitive keypad and setup wizards
- Simple parameter structure
- Maintain network communications during loss of main input power
- Access to main circuit w/o removing cover



# QUICK AND EASY

Whether you are installing, wiring, programming, or troubleshooting, the GA500 has features that help simplify the task for you.



## NO POWER? NO PROBLEM!

The GA500 can be programmed without any power supply connected, even while the drive is still in the box. Simply plug into one of your PC's USB ports or any USB on-the-go device, start programming and enjoy the ease of commissioning.

**Display**  
Easy-to-read LED display.

**Keypad**  
Multi-directional buttons to help you intuitively navigate through drive menus and parameters. Tactile feel of the buttons lets you know when you've pressed a button.

**Parameter Backup / Copy**  
Removable keypad allows you to back up and copy parameters to other drives.

**24 VDC Power Input for Controller**  
Simplify your wiring and keep your control system operating even during standby or power outage.

- Power Range**
- 240 VAC, Single-Phase: 1/6 – 5 HP
  - 240 VAC, Three-Phase: 1/6 – 30 HP
  - 480 VAC, Three-Phase: 1/2 – 40 HP



**USB Port**  
Easily connect your PC or mobile device to program the drive with or without power.

**LED Status Ring**  
You can determine the drive status with a quick glance at the LED status ring and know the GA500 is ready and operating.

**Finger Safe Terminals**  
Easily access terminals to make the wiring process faster and easier. No need to remove the cover.

# SOLID HARDWARE

Reduce setup time to minutes using the setup wizard. Even without any drive parameter knowledge, the step-by-step wizard will guide you and get you up and running.



Enhance your experience with the optional LCD keypad.

## OPTIONAL LCD KEYPAD

Advanced keypad navigation:

- High-resolution display
- Automatic backup function
- Copy function (4 parameter sets)
- Real-time clock
- Micro SD storage for data logging (up to 32 GB)
- Optional Bluetooth® version

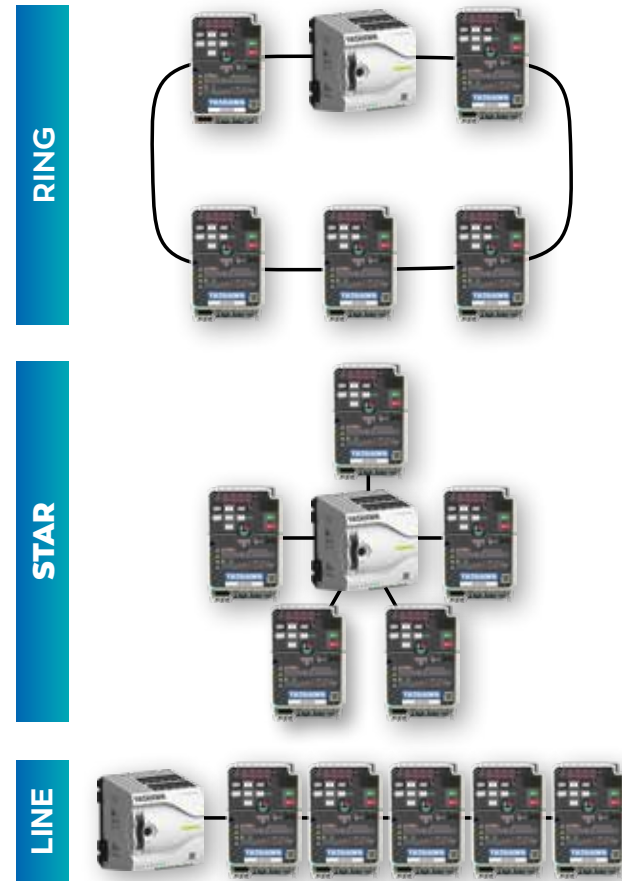
Bluetooth® is a registered trademark of Bluetooth SIG, Inc. USA.

**EFFORTLESS**

# NETWORK INTEGRATION


Connect to your network in less than 60 seconds. GA500 drives support all the major industrial communications and connection topologies (ring, star, line, etc.) to adapt to various factory automation networks. Reduce wiring when connecting to an upper level controller or PLC through available built-in protocols or dedicated communication options.

## CONFIGURATIONS



## COST EFFECTIVE INTEGRATION

Reduce the number of option cards up to 80%. Only a single communication option card is required to network up to 5 drives via the RS-485 terminals.



## EMBEDDED +24 VDC INPUT ACCESS

Network communication can be maintained during loss of main input power utilizing the +24 VDC input. An external +24 VDC supply also allows you the ability to program the drive without main power.



# ONE FOR ALL

The GA500 precisely controls induction, permanent magnet, and synchronous reluctance motors providing versatility to run a variety of applications with just one drive.

## Motor Control Benefits/Features:



## ONE DRIVE FOR VARIOUS APPLICATIONS

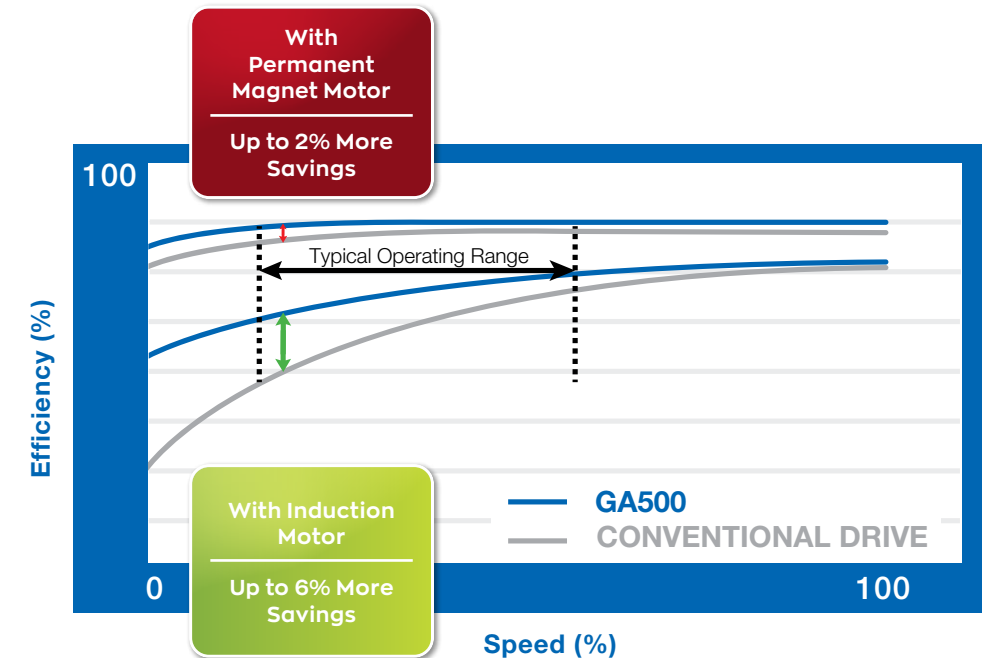
- 590 Hz output frequency (optional: up to 2000 Hz)
- Open loop zero speed and torque control of permanent magnet motors

## ENERGY SAVINGS

- Automatic energy efficiency optimizer with GA500 energy saving functions

## AUTOMATIC ENERGY EFFICIENCY OPTIMIZER

Energy usage is automatically optimized with the unique energy savings functions of the GA500. These functions minimize energy consumption through varying load and speed ranges, achieving power optimization for energy cost reduction. Maximize your energy usage by optimizing your motor torque per amp.



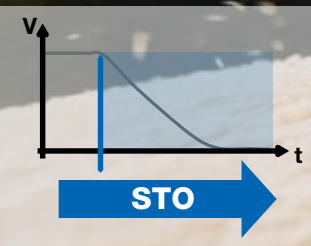


INTEGRATED FUNCTIONAL SAFETY

# PLAY IT SAFE

With the built-in dual channel STO (safe torque off, SIL3/PLe), the GA500 provides the right tools for easy machine integration of emergency stop functions, even when elevated levels of risk reduction are required.

TÜV Certified



Designed for 10 years of maintenance-free operation, the GA500 is built tough to withstand harsh and demanding conditions.

## WIDE AMBIENT TEMPERATURE RANGE

GA500 drives can be safely operated in ambient temperatures ranging from -10°C up to 60°C. In environments with conditions up to 50°C, no derating is necessary.

## COATED CIRCUIT BOARD PROTECTION

Coated PCBs as standard protect the electronics from dust or humidity, while ensuring reliable operation even in harsh environments (IEC 60723-3-3, 3C2, 3S2).



# RUGGED

## FLEXIBLE INSTALLATION SOLUTIONS

The flexible package design of the GA500 enables reliable operation under a variety of environmental conditions. Regardless of whether you put the drive in a control cabinet, on a wall, in a clean environment, or in a harsh one.



### BUILT-IN EMC FILTER

The GA500 is available both with and without an embedded EMC filter.

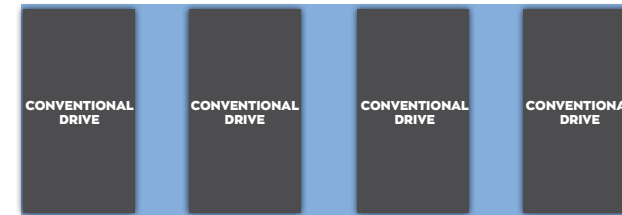


Without EMC Filter

Built-in EMC Filter

### SIDE-BY-SIDE MOUNTING

The GA500 can be mounted side-by-side with bottom entry wiring to reduce cabinet size.



### EASY EXTERNAL HEATSINK MOUNTING

With an optional ring kit, the GA500 offers easy installation for mounting the heatsink outside the cabinet to reduce cabinet size and cooling requirements.



### DIN RAIL MOUNTING

GA500 drives up to 7.5 HP can be simply snapped onto a DIN rail using an optional attachment. This saves valuable time during installation.



### UL TYPE 1 KIT

For installations that require UL Type 1, the GA500 can be simply converted with a mechanical kit.



UL Type 1 Kit



POWERFUL

# SOFTWARE TOOLS

If you are looking to keep a backup copy of your GA500's parameter set or need to customize the drive's functionality to match your application, the GA500 has the software tools to help.

## DRIVEWIZARD® INDUSTRIAL

- Manage your parameters online or offline
- Create configurations offline, then later connect and download them to the GA500
- Connect via USB, and interface with the GA500 even without main power
- Monitor using a dashboard of dynamic variables
- Create reports for exporting and emailing

*DriveWizard® and DriveWorksEZ® are registered trademarks of Yaskawa America, Inc.*



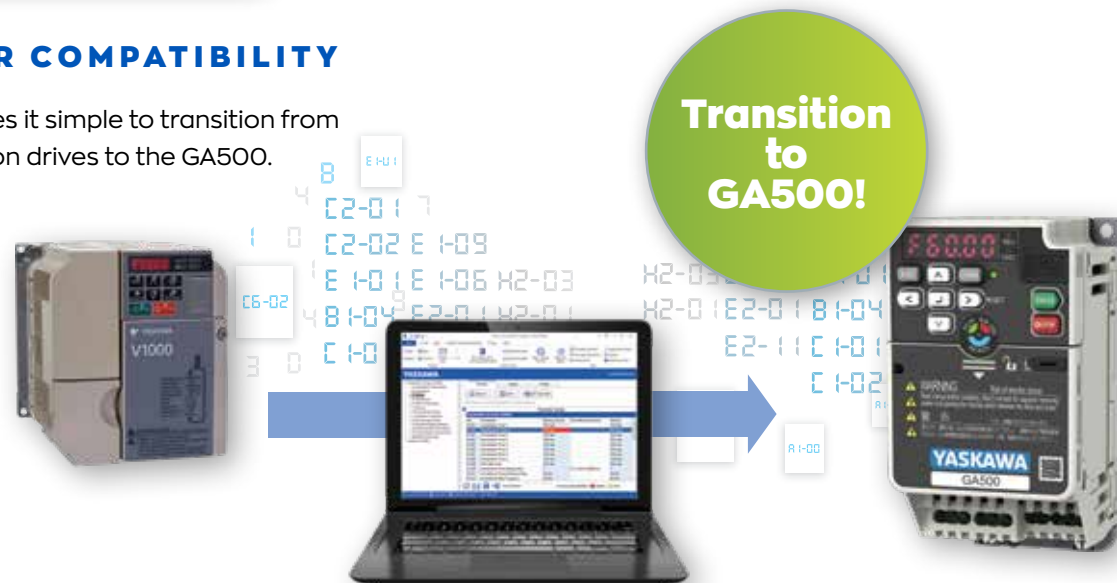
## DRIVEWORKSEZ®

- Create simple, custom logic and eliminate an external controller
- Drag-n-drop graphical interface
- 400+ function blocks
- Up to 100 connections
- Offline simulation mode for testing without the risk of an application malfunction
- Protection of intellectual property with locked projects



## PARAMETER COMPATIBILITY

DriveWizard® makes it simple to transition from previous generation drives to the GA500.



## DRIVEWIZARD® MOBILE APP

The DriveWizard® Mobile app turns your smartphone or tablet into an interface for your GA500 drive. All information for parameter setup and troubleshooting are in your pocket - anytime, anywhere. Scanning the drive QR code provides easy access to drive information and status. DriveWizard Mobile also provides:

- Intuitive parameter editing with help and search function
- Custom parameter and monitor lists
- Parameter backup/verify with or without main power applied to the drive
- Yaskawa Drive Cloud™ Service
- Export to DriveWizard® Industrial



## YASKAWA MANUALS APP

You will have all drive information available, without carrying heavy manuals.

- Resize text for improved readability
- Search feature to find the information you need
- Access to the most up-to-date technical information (when connected online)
- Download manuals for use when an online connection isn't available

## YASKAWA DRIVE CLOUD™ SERVICE

- Product registration with QR code
- Complimentary storage for parameter backups, relevant files, and notes
- Accessible anywhere

## YASKAWA DRIVE CLOUD™

The Yaskawa Drive Cloud service provides an easy and safe way to keep track of all of your drive data.





# MAKING YOUR DAY EASIER

From the moment you wake in the morning to the moment your head hits the pillow at night, **you have a lot going on in your mind.**



At Yaskawa, we consider it our job to provide you the highest quality, most reliable variable frequency drive product and service – so every day in your life can be just a little bit easier.

We make the complicated **SIMPLE!**



## CONVEYOR

Reduce mechanical stress on your machine by gently ramping up to speed.



## PUMP

Maintain constant water pressure with the PID functionality of a drive.



## FAN

Control air flow and save energy by being able to easily control the speed of your fan.



## MIXER

High torque to be able to mix any type of material, precise speed control to make sure that it gets done right.



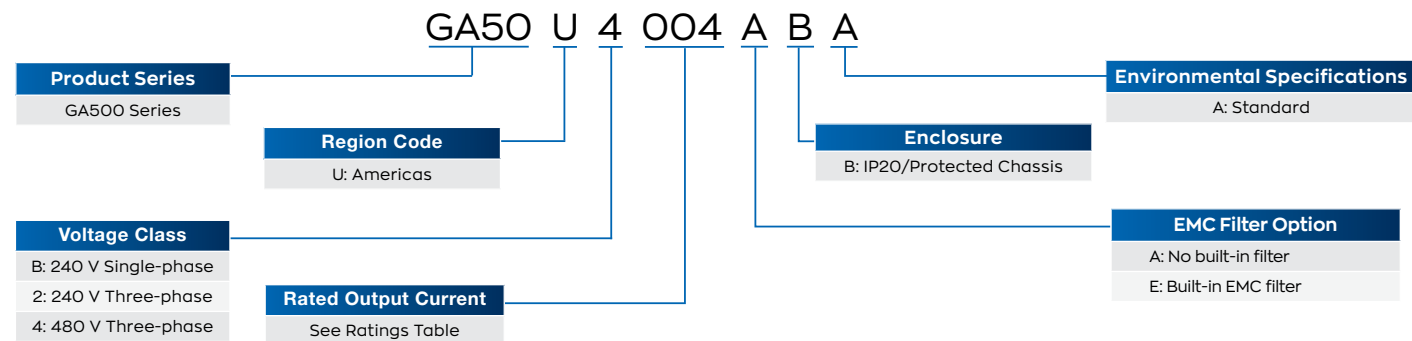
## MACHINING CENTER

Power and precision to create the parts that you need.



# SPECIFICATIONS

## Catalog Code Designation



## RATINGS

Power Output (HP)		240 V Models									480 V Models			
Normal Duty (ND)	Heavy Duty (HD)	Single-Phase			Three-Phase			Three-Phase			Catalog Code	Output Amps		Frame
		Catalog Code	ND	HD	Frame	Catalog Code	ND	HD	Frame	ND		HD		
1/6	1/6	GA50UB001ABA	1.2	0.8	1.1	GA50U2001ABA	1.2	0.8	1.1					
1/4	1/4	GA50UB002ABA	1.9	1.6	1.1	GA50U2002ABA	1.9	1.6	1.1					
1/2	1/2									GA50U4001ABA	1.2	1.2	2.1	
3/4	1/2	GA50UB004ABA	3.5	3	1.3	GA50U2004ABA	3.5	3	1.2					
1	3/4									GA50U4002ABA	2.1	1.8	2.2	
1.5	1	GA50UB006ABA	6	5	2.4	GA50U2006ABA	6	5	1.4					
2	2									GA50U4004ABA	4.1	3.4	2.4	
3	2	GA50UB010ABA	9.6	8	2.5	GA50U2010ABA	9.6	8	2.3					
3	3	GA50UB012ABA	12.2	11	3.2					GA50U4005ABA	5.4	4.8	2.5	
4	3					GA50U2012ABA	12.2	11	2.4	GA50U4007ABA	7.1	5.6	2.5	
5	4									GA50U4009ABA	8.9	7.3	2.5	
N/A	5	GA50UB018ABA	N/A	17.6	4									
7.5	5					GA50U2021ABA	21	17.6	3.1	GA50U4012ABA	11.9	9.2	3.1	
10	7.5					GA50U2030ABA	30	25	5					
10	10									GA50U4018ABA	17.5	14.8	5	
15	10					GA50U2042ABA	42	33	5	GA50U4023ABA	23.4	18	5	
20	15					GA50U2056ABA	56	47	6	GA50U4031ABA	31	24	6	
25	20					GA50U2070ABA	70	60	7	GA50U4038ABA	38	31	6	
30	25					GA50U2082ABA	82	75	7	GA50U4044ABA	44	39	8	
40	30									GA50U4060ABA	60	45	8	

## APPROXIMATE DIMENSIONS

Frame Size	1.1	1.2	1.3	1.4	2.1	2.2	2.3	2.4	2.5	3.1	3.2	4	5	6	7	8
<b>Height</b>	5.04 (128)												10.24 (260)	11.81 (300)	13.78 (350)	
<b>Width</b>	2.68 (68)			4.25 (108)			5.51 (140)		6.69 (170)	5.51 (140)	7.09 (180)	8.66 (220)	7.48 (190)			
<b>Depth</b>	2.99 (76)	4.25 (108)	4.65 (118)	5.04 (128)	3.19 (81)	3.90 (99)	5.08 (129)	5.41 (137)	6.06 (154)	5.63 (143)	6.42 (163)	7.09 (180)	5.51 (140)	5.63 (143)	7.36 (187)	8.03 (204)

Dimensions shown in inches (mm).

Information on this page represents IP20/Protected Chassis type enclosures without the built-in EMC filter.

For other enclosure types and enclosure adapters, please visit [yaskawa.com](http://yaskawa.com).



## SPECIFICATIONS

<b>Operating Environment</b>	
<b>Ambient Temperature</b>	-10 to +50°C (IP20/Protected Chassis), -10 to +40°C (IP20/UL Type 1), up to +60°C with derating
<b>Storage Temperature</b>	-40 to +70°C (short-term temperature during transportation)
<b>Humidity</b>	95% RH or less (non-condensing)
<b>Altitude</b>	Up to 1000 m without derating, up to 4000 m with derating
<b>Shock</b>	10 to 20 Hz: 9.8 m/s <sup>2</sup> 20 to 55 Hz: 5.9 m/s <sup>2</sup>
<b>Protection Design</b>	IP20/Protected Chassis (Standard), IP20/UL Type 1 kit (Optional)
<b>Mounting</b>	Side-by-side, DIN rail, external heatsink
<b>Conformal Coating (PCBs)</b>	IEC 60721-3-3, Class 3C2 (chemical gases), Class 3S2 (solid particles)
<b>Standards</b>	CE, UL, cUL, KC, RCM, EAC, RoHS
<b>Functional Safety</b>	IEC/EN 61800-5-2: STO, IEC/EN 61508: SIL3, EN ISO 13849-1: PL <sub>e</sub>
<b>Power Ratings</b>	
<b>Overload Capacity</b>	110%/1 min. (Normal Duty) or 150%/1 min. (Heavy Duty)
<b>Rated Voltage</b>	200 to 240 V, -15 to +10% 380 to 480 V, -15 to +10%
<b>Capacity Range</b>	240 V, Single-phase: 1/6 to 5 HP (0.1 to 3.7 kW) 240 V, Three-Phase: 1/6 to 30 HP (0.1 to 22 kW) 480 V, Three-Phase: 1/4 to 40 HP (0.2 to 30 kW)
<b>Input Frequency</b>	50/60 Hz, +/-5%
<b>Output Voltage Accuracy</b>	+/-5%
<b>Output Frequency</b>	0 to 590 Hz (special software for up to 1000 Hz)
<b>Control Method</b>	V/f, Open Loop (IM/PM), Advanced Open Loop (PM), EZ Open Loop Vector
<b>Motor Control</b>	Induction Motor (IM), Interior or Surface Permanent Magnet Motor (IPM/SPM), Synchronous Reluctance Motor (SynRM)
<b>Standard I/O</b>	(7) multi-function digital inputs (24 VDC) (2) multi-function analog inputs (0 +/-10 VDC, 4-20 mA) (1) multi-function pulse input (2) Safe Torque Off (STO) inputs (1) fault relay output (form C) (2) multi-function photocoupler outputs (1) multi-function analog output (0 - 10 VDC, 4-20 mA) (1) multi-function pulse output (1) RS-485 (Modbus RTU)
<b>Additional Functions</b>	Integrated PID controller with sleep function, automatic load distribution for multiple axes (droop control), automatic main power loss ride through, speed search function for smooth start of coasting motors, braking with over-magnetization for fast stop without braking resistors, energy-saving function, automatic restart after failure, overvoltage suppression, virtual input/output custom configuration, application presets, vibration suppression
<b>Options</b>	
<b>Communications (Requires Additional Mounting Kit)</b>	CANopen®, CC-Link, DeviceNet™, EtherCAT®, Ethernet/IP™, Ethernet/IP Dual Port, MECHATROLINK-II, MECHATROLINK-III, Modbus/TCP, Modbus/TCP dual port, PROFIBUS-DP®, PROFINET®, LONWORKS
<b>Additional Options</b>	Bluetooth keypad, LCD keypad, Attachment for external heatsink, External EMC filters, AC reactors, DC chokes, Network communications adapter, LCD keypad attachment, braking resistors



To learn more about the GA500 and see how it can make your day-to-day life easier, please visit <https://www.yaskawa.com/ga500>.



YASKAWA.COM



Yaskawa is the leading global manufacturer of low and medium voltage variable frequency drives, servo systems, machine controllers and industrial robots. Our standard products, as well as tailor-made solutions, are well known and have a high reputation for outstanding quality and reliability.

# YASKAWA

**Yaskawa America, Inc.** | Drives & Motion Division

1-800-YASKAWA | Email: [info@yaskawa.com](mailto:info@yaskawa.com) | [yaskawa.com](http://yaskawa.com)

Document No. BLGA500.01 | 04/25/2022 | © 2021 Yaskawa America, Inc.